

BOATER SAFETY TIP - DOCKING YOUR VESSEL

Remember, boats have no brakes. A PROPER LOOKOUT AND SAFE SPEED are your best bet for a safe docking.

Maneuvering a vessel into a dock

can be the most challenging of boating operations. Add in high traffic, choppy water and windy conditions to the mix – and you quickly realize that docking is a real skill that needs to be learned and practiced.




1



Slow your speed, secure fenders on the docking side, and ready the docking lines.

2



Take water currents into account when docking as they can have much of the same effects as wind.

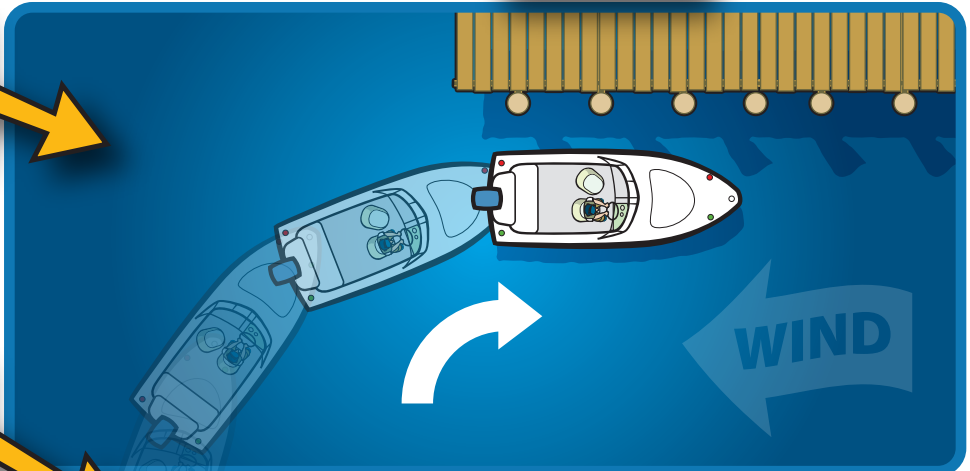
3



The direction of the wind has a huge impact on docking. Remember these helpful tips...

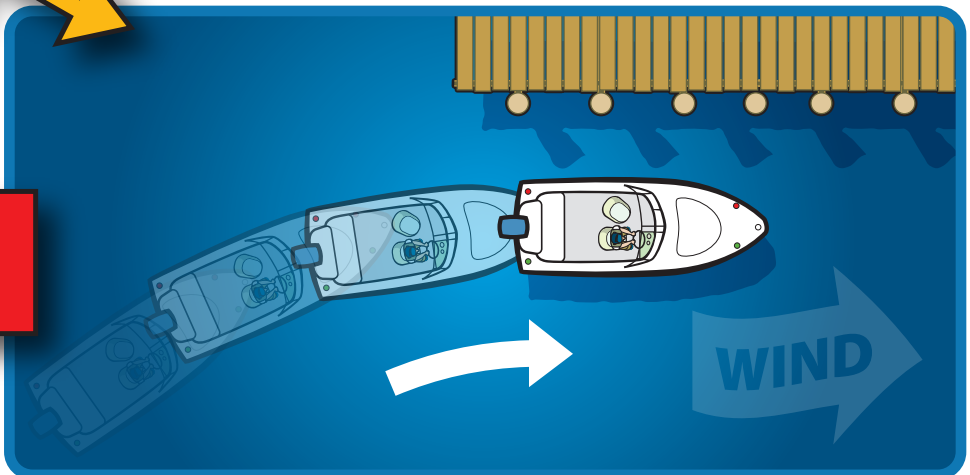
DOCKING WITH THE WIND IN YOUR FACE...

You will need to approach the dock at a steep angle of 30 to 45 degrees and swing the boat quickly. Secure the bow first and reverse until the stern swings in.



DOCKING WITH THE WIND AT YOUR BACK...

Approach the dock at a shallow angle of about 10 to 20 degrees, stop the boat and allow the wind to drift you into the dock.



Whenever possible, approach the dock with the wind in your face. You'll have more control that way!



For all your boater education needs visit BOATERexam.com

 **BOATERexam.com**
Educating Boaters Online